



No. BHEL:HR: HMIS-2025

Date:22.04.2025

CIRCULAR

Sub: Launch of BHEL's New Hospital Management and Information System (HMIS)- Reg.

We are pleased to announce the launch of BHEL's new Hospital Management and Information System (HMIS) on 24 April 2025—an innovative online platform designed to simplify patient management and enhance access to healthcare services.

With HMIS, authorized users can now perform the following tasks online:

- Register for OPD appointments
- View medical records
- Check prescribed and dispensed medicines

Getting Started:

To begin using the HMIS portal:

1. Open your web browser and go to: <https://bhel.karexpert.com>
2. Alternatively, you can access the portal on your smartphone or scan the attached QR code.



Login Instructions:

Use the following default login credentials:

- **Login ID:** BHEL employee staff number
- **Password:** Your registered mobile number



Note: You will be required to change your password after your first login.

Alternatively, you may also choose "Login with OTP" for added convenience. An OTP (One-Time Password) will be sent to your registered mobile number or email for authentication.

Once logged in, select the appropriate family member. Family member details are automatically imported from the HR database available in SAP and the e-Care portal.

Post-Login Features:

- Book OPD appointments for yourself and your dependent family members
- View your appointment schedule
- Monitor progress in case of IPD admission
- Access all previous medical prescriptions
- Review all dispensed medicines

For detailed instructions & benefits, please refer to the attached **Annexures**.


N Shaji

AGM & Head (HR)

Distribution:

All Employees through Notice boards/Maildesk

All Retired Employees through BHEL retired employees portal

Executive Director (HPBP) - For Kind Information

Annexure 1

User Manual for Using HMIS

BHEL has implemented new Online system for patient management. All the authorized members can use this portal for online OPD registration, viewing their medical records and viewing prescribed/dispensed medicines.

Open the browser and type in address bar- <https://bhel.karexpert.com>

Following screen will appear.




Default login id –**BHEL employee staff no.**

Default password- **Your registered mobile number**

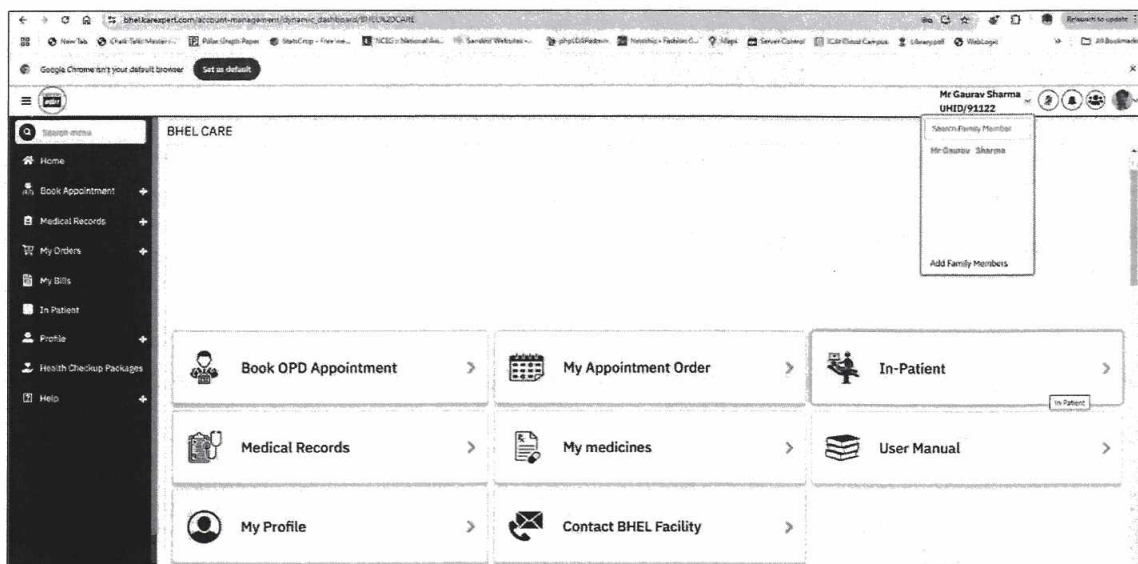
- After first time login, system will ask you to change password. You can set new password here.



- On login window, you may also select 'Login with OTP' option.
- An OTP (One Time Password) will be sent to your registered Mobile Number or email address. You may login using this OTP.

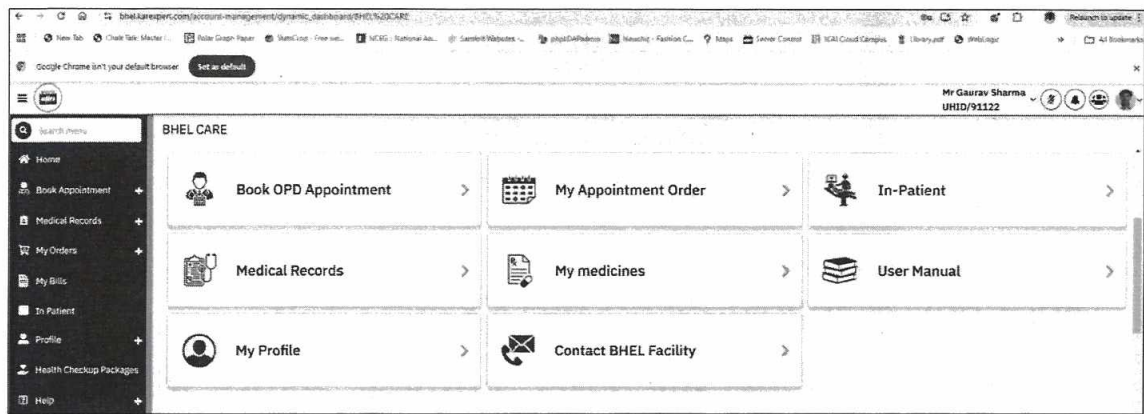


On home page you have to select family member. Family member details are taken from HR data of SAP and e-Care portal.

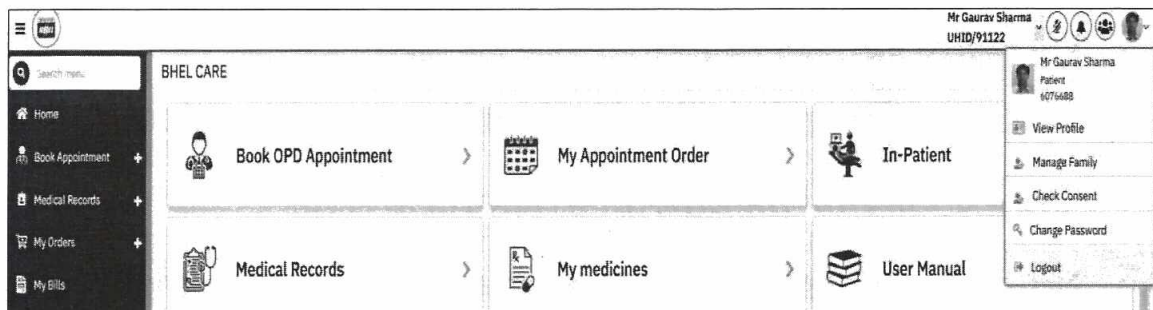


After selecting patient name, you may do following things-

- Book OPD appointment for yourself and your dependent family members
- View your appointments
- View progress in case of IPD admission
- View all your past medical prescriptions
- View all medicine dispensed to you in past



After doing all your activities and viewing your medical data, you must logout from the system.



ANNEXURE 2

Benefits of HMIS:

- Book online appointments quickly and easily.
- Get treatment at any BHEL hospital across India without approval.
- One Health ID for access across all BHEL hospitals in India.
- Access prescription instantly via e-mail or app.
- View and download your test reports whenever you need them.
- Quickly view your entire medical history in one place.
- Store your vital parameters/reports in App.
- No more hassle of unavailable medicines – availability of medicines in stock shall be ensured, saving your time & extra visits to doctor.